



PBIS @ PJ Gillen

# What is PBIS?

- PBIS stands for:

**Positive Behavior Interventions and Supports**

- PBIS is a process for teaching children appropriate behavior and providing the supports necessary to sustain that behavior.
- PBIS is a framework to build a positive school culture.



# What is PBIS?

- PBIS is used school wide
- Clear school wide expectations with incentives and consequences
- Actual teaching of Positive Behavior Expectations
- Behavioral recognition system (PBIS Rewards) for students doing the right thing



# Why Choose PBIS?

- Consistent with **research-based** principles of behavior.
- Goal is to see an **increase in positive behavior** with a **decrease in office referrals**.
- **Prevents** the development and worsening of problem behaviors.
- Encourages the **teaching** and **reinforcement** of positive social expectations and behavior across all school settings.

# Why Choose PBIS?

Research shows that if we want to see positive changes then we need to:

- **Teach**
- **Model**
- **Practice**
- **Reward**

# PJ Gillen PBIS

Our core values:

*Positive Attitude*

*Act Responsibly*

*With Respect*

*Safe*



## PJ Gillen Behaviour Matrix

We are PAWSitive Pandas!



	Always 	Hallways 	Bathrooms 	Canteen 	Playground 	Dismissal 	Online 
<u>Positive Attitude</u> <b>P</b>	Try your best!	Smile or silent waves	Allow for privacy	Use manners	Be a good sport	Listen for directions	Be kind
<u>Act Responsibly</u> <b>A</b>	Use appropriate voice level	Walk	Keep bathrooms clean	Clean up	Share	Follow pick-up rules	Be an active listener
<u>We Respect</u> <b>W</b>	Be kind	Look with our eyes	Use bathroom materials properly	Be timely	Include everyone	Pack and clean	Practice digital citizenship
<u>Safe</u> <b>S</b>	Hands to yourself	Stay to the right-hand side	Wait your turn	Wait patiently	Follow rules	Walk	Protect privacy

# Always



**Try your best!**



**Use appropriate  
voice level**



**Be kind**



**Hands to yourself**



# Bathrooms



**Allow for privacy**



**Keep bathrooms  
clean**



**Use bathroom  
materials properly**



**Wait your turn**

# Hallways



**Smile or silent waves**



**Walk**



**Look with our eyes**



**Stay to the right-hand side**

# Canteen

---



**Use manners**



**Clean up**



**Be timely**



**Wait patiently**

# Dismissal



**Listen for  
directions**



**Follow pick-up  
rules**



**Pack and clean**



**Walk**

# Playground



**Be a good sport**



**Share**



**Include everyone**



**Follow rules**

# Online



**Be kind**



**Be an active listener**



**Practice digital citizenship**









**Protect privacy**

# How Do We Recognize Student Positive Behavior?

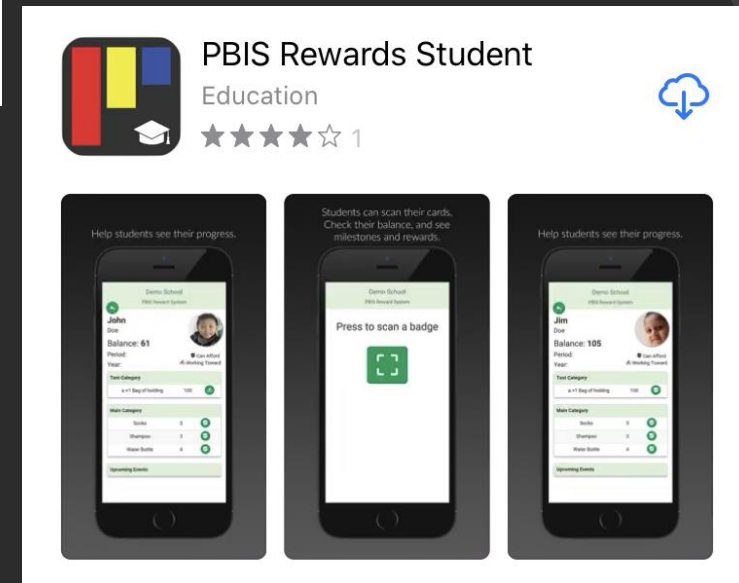
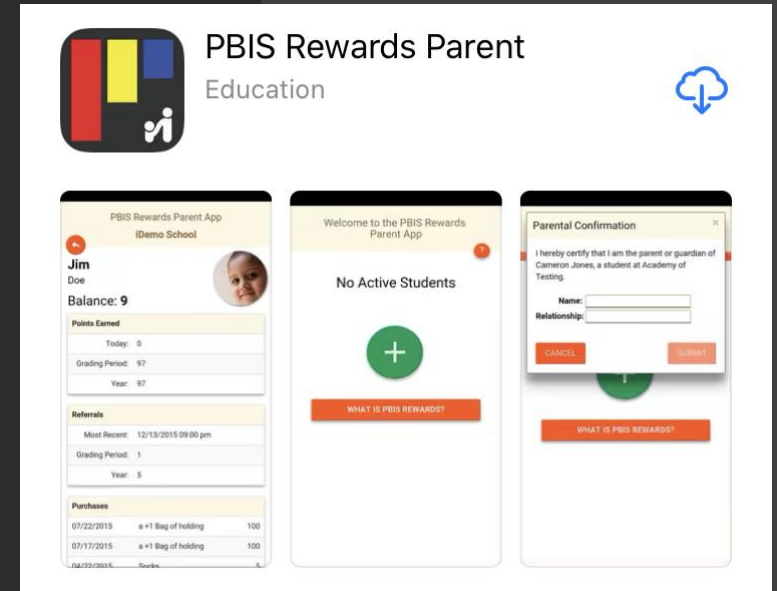
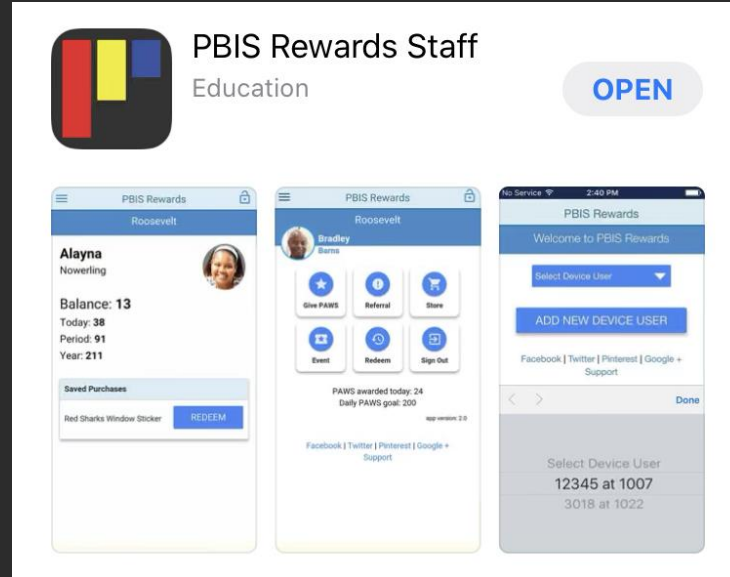
- The students receive a “**Panda Point**” when they follow the expectations.
- After accumulating points over a month, students are able to **exchange** their points for something they want from our Panda Store.
- This helps to **reinforce** the positive behavior in our school.



400	 GT Racer Pens	100	 Hat Day	 Hatchimals	175	 Hockey Pencils	600	 Hula Hoop	250	 Janitor for the Day
-----	--	-----	--	---	-----	---	-----	--	-----	--

# PBIS Rewards

- Staff App
- Parent App
- Student App





200



300

200

200



200



200



*Morning Announcements*

Morning Announcer



Moustache Pencil Case



Nail Polish



Nail Salon



Noon Hour Gym



Noon Hour Lego Time

100



100

300

1000

50

150



Pajama Day



Panda Keychain



Panda Socks



Panda Stuffie



Pencil



Playground Switch

# PBIS Rewards

## Panda Store

# How Can Parents Be Partners?

- Support and reinforce PBIS at home.
- Have the same expectations at home:
  - Have a positive attitude.
  - Act responsibly
  - Be respectful
  - Be safe

